



Enjoy a new generation of flexibility and power with the TeeJet 854 Sprayer Control. This innovative new product combines the simple operation and programming of the proven TeeJet line with features not available until now in spray control systems.

TeeJet 854 Sprayer Control delivers features you need

- Rugged construction, sealed switches and non-volatile memory mean dependability that will not let you down.
- Single-connection wiring system provides durability that is clutter-free.
- Front panel has clear instructions for easy operation.
- Saves summary reports on up to 10 jobs.
- Auto-Master can be set to automatically switch boom sections on and off at predetermined speeds.
- Auto tank fill allows the console to control tank-filling operations.
- Dual boom capability means wider ranges of speed and application rate.
- Smart Sensing automatically selects between pressure or flow sensors, choosing the best sensor for that application.
- Communications port for printer, PC, and GPS connections.

How to Order

PART NUMBER	DESCRIPTION
75-50001	854 Console
90-02108	854 Core Kit (console, mounting brackets, 26'/8.2m harness, user guide)
90-02250	854 Core Kit with short (16'/5m) main harness
90-50226	854 Core Kit, no cables
90-02236	854 Core Kit with Portuguese user guide
90-02237	854 Core Kit with Portuguese user guide, no cables





The TeeJet 844 Sprayer Control offers spraying advantages not found in other controllers. Designed with simplicity in mind, computer-controlled spraying has never been so easy. Simply set your target application rate and the unique VisiFlo display on the 844 helps select the right TeeJet tip for the application. Once spraying begins, the large display shows application rate, volume sprayed, system pressure, sprayer speed, and area covered.

The built-in planning tool on the 844 automatically displays the speed needed to achieve the target rate with the specified tip. It will also calculate the pressure necessary for achieving the target application rate when the speed is entered.

The 844 is available in a complete package with the valves, cables and sensors needed to put together a total sprayer control system, or as an individual controller.



Features:

- Full-featured sprayer control with industry-leading ease of use.
- Large backlit display shows all spraying information at a glance.
- Color-coded tip selection for easy programming.
- Communication port for PC and GPS interfacing.
- Flow- or pressure-based regulation options provide reliability and flexibility.
- Five boom section switches plus master shutoff.
- Durable, weather-resistant aluminum housing.
- Single cable connection for quick hookup.

How to Order

PART NUMBER	DESCRIPTION
90-02251	844E-5 Core Kit with 16'/5m main harness
90-50143	844E-5 Core Kit without cables
90-50017	844E-5 Core Kit with 26'/8 m main harness

The TeeJet 844-AB is designed exclusively for orchard spraying and is available with a conventional wiring system or junction box to customize features.

Features:

- Convenient operation. Individual boom control switches allow the operator to accurately manage spray application by changing spray patterns according to tree height.
- Greater accuracy. When a boom section is shut off, the system can automatically maintain system pressure. This prevents over-application when spraying sections of smaller trees.
- Improves efficiency. Individual boom controls allow you to shut off boom sections from the tractor seat. Time will no longer be wasted getting on and off the tractor to shut off valves.
- On-the-go swath width adjustment allows operator to go from one orchard to another without reprogramming.
- Automatic control is fast and stable.
- Built-in planning tool helps match application rate, tip capacity, and pressure.
- Large backlit display shows all spraying information at a glance.
- Control up to four boom sections plus master shutoff.
- Flow- or pressure-based regulation options provide reliability and flexibility.
- Single cable connection for quick hookup.



How to Order

PART NUMBER	DESCRIPTION
90-50018	Core Kit, 844-AB-4 (console with mounting brackets, cables and manual)
75-50007	Console only, 844-AB-4



TeeJet® 834 Sprayer Control

The TeeJet 834 is a convenient and fully automatic sprayer control. Designed to be easy to use and reliable, the 834 control system is ideal for applicators who want the precision of computerized rate control without the complexity of more sophisticated systems.

Features:

- Compact size for convenience and easy mounting.
- Rugged aluminum construction symbolizes quality construction and reliability.
- Simple programming with only five values needed.
- Operating tips on the front panel make it convenient to recall programming steps.
- Manual mode is available for special application needs.



How to Order

PART NUMBER	DESCRIPTION
90-50014	Core Kit, 5-switch console (pressure based, US units), cables, brackets and pressure sensor
90-50015	Core Kit, 5-switch console (pressure based, metric units), cables, brackets and pressure sensor

Note: Above kits do not include speed sensors, regulating valves or shutoff valves. See Sensor, Regulating Valve and Shutoff Valve sections of this catalog for sensor and valve options to fit your system.

TeeJet® 834-P Sprayer Control

The 834-P is specially designed for use on smaller sprayers with 12-volt electrical product pumps. Rather than controlling a regulating valve, as most spray controllers do, the 834-P simply controls the pump RPM to change the application rate. Built around the easy-to-use 834 controller, the 834-P will give you accurate control with minimal up-front set-up time. Simple plumbing and setup make this an ideal control system for ATV sprayers and other compact mobile sprayers.

Features:

- Simple programming and setup.
- Pressure sensor-based control means easy installation.
- Clear display shows application rate, system pressure and speed.
- 25-amp capacity for use with larger pumps.



How to Order

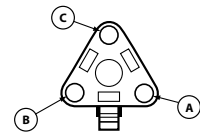
PART NUMBER	DESCRIPTION
90-50225	Core Kit (includes console, mounting brackets, cables, booster module, pressure sensor, proximity speed sensor and manual)
75-50048	Console only



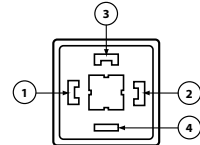
CONSOLE CONNECTOR			
Pin No.	Wire Color	Signal Name	
B	White	Section 1	
C	Brown	Section 2	
D	Green	Section 3	
E	Yellow	Section 4	
F	Gray	Section 5	
R	White	Flow Signal	
S	White	Pressure Signal	
T	White	Speed Signal	
V	Brown	Power Out	
a	White	Regulating Valve (+)	
b	Brown	Regulating Valve (+)	
c	Blue	+ 12 VDC	
d	Blue	Pink	Ground Free End (Valves)
e	Red	Black	+ 12 VDC Free End



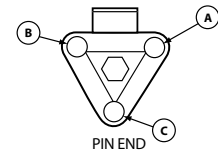
SPEED SENSOR CONNECTOR		
Pin No.	Wire Color	Signal Name
A	Brown	Power Out
B	White	Speed Signal
C	Green	Ground



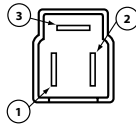
PRESSURE SENSOR CONNECTOR		
Pin No.	Wire Color	Signal Name
1	Brown	Power Out
2	White	Pressure Signal
3	N/C	—
4	N/C	—



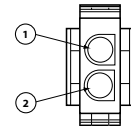
FLOW SENSOR CONNECTOR		
Pin No.	Wire Color	Signal Name
A	Brown	Power Out
B	White	Flow Signal
C	Green	Sensor Ground



POWER CONNECTOR		
Pin No.	Wire Color	Signal Name
1	Brown	+ 12 VDC
2	N/C	—
3	Blue	Ground



REGULATOR CONNECTOR	
Pin No.	Wire Color
1	White
2	Brown



How to Order

PART NUMBER	DESCRIPTION
-------------	-------------

Cables for 854 Console:

45-05210	Direct Cable for 854, 26' (8m) 5 Section
----------	--

Cables for 834, 844 Consoles:

45-20065	Direct Cable, 26' (8m), 5 Section
45-20066	Direct Cable, 14' (4.2m), 5 Section
45-20000	Junction Box Cable, No Power Connection, 21' (6.4m) Valve Cables, 5 Section, with DIN Connectors
45-20072	Junction Box Cable, 6' (1.8m) Valve Cables, 5 Section, with DIN Connectors
78-05043	Direct Cable, for 10' (3m), 10 Section
45-10046	Direct Cable, 10' (3m), 17' (5.2m) Speed Lead, 5 Section

Extension Cables for 834, 844, 854 Consoles:

45-20239	SprayLink Ext. w/Power and Speed Leads, 10' (3m), 5 Section
45-20243	SprayLink Ext. w/Power (Ring Terminals), 15' (4.6m), 5 Section
45-10050	SprayLink Ext. w/Power (Ring Terminals), 10' (3m), 10 section
45-20237	SprayLink Ext. 10' (3m), 5 or 10 Section
45-20240	SprayLink Ext. 13' (4m), 5 or 10 Section
45-20242	SprayLink Ext. 23' (7m), 5 or 10 Section
45-20238	SprayLink Ext. 33' (10m), 5 or 10 Section

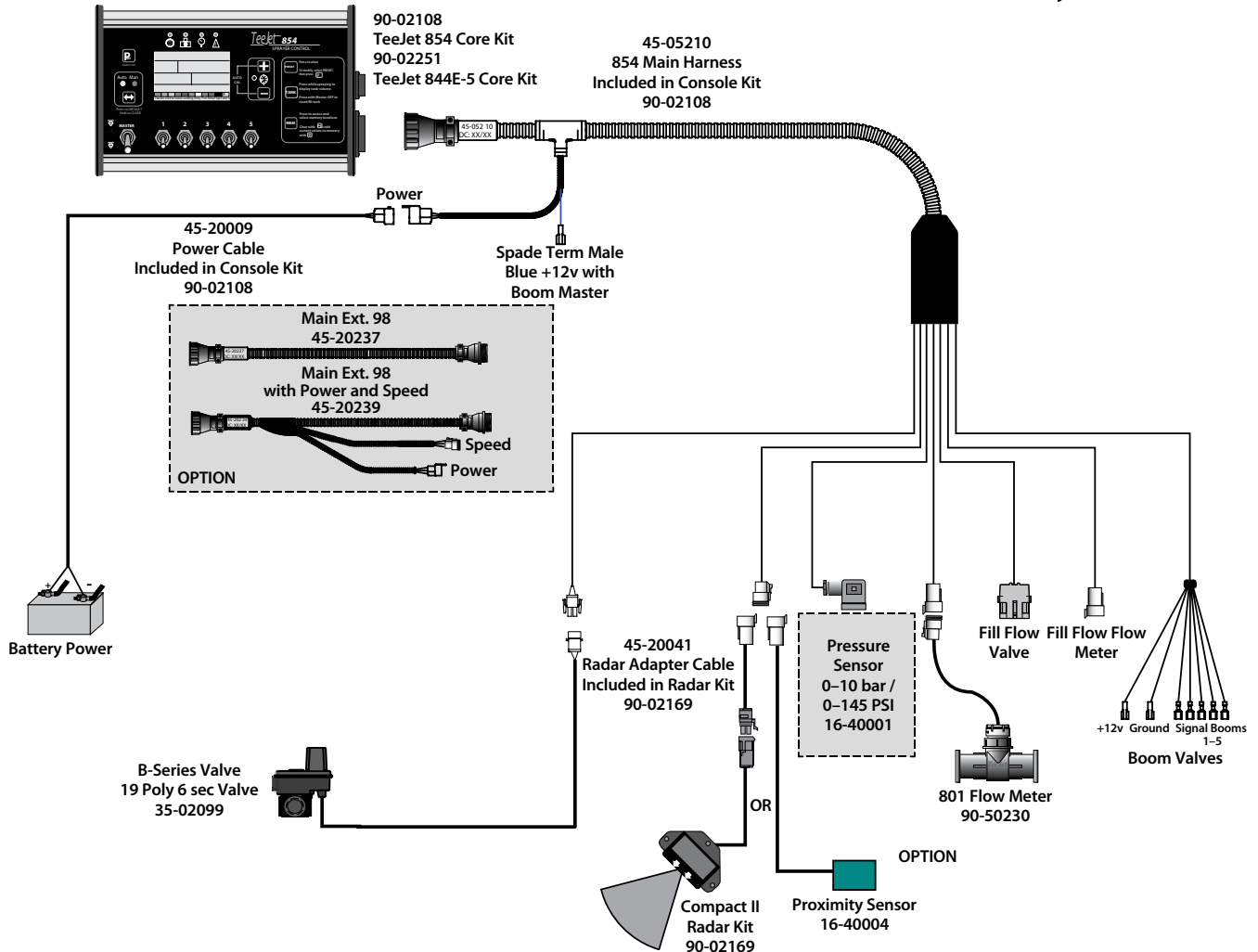
PART NUMBER	DESCRIPTION
-------------	-------------

General Purpose Cables for all TeeJet Consoles:

45-20009	Power Cable, 12 Feet (3.7m)
45-20017	Wheel Speed Extension Cable, 15 Feet (4.6m)
45-20084	"Y" Adapter Cable—DICKEY-john Cable Splitter
45-20025	"Y" Adapter Cable—DICKEY-john or Magnavox (John Deere Tractor)
45-20026	"Y" Adapter Cable—DICKEY-john (CASE/IH)
45-20027	"Y" Adapter Cable—DICKEY-john or Magnavox (JD7000/8000)
45-20028	"Y" Adapter Cable—DICKEY-john (Cat 65C/75C)
45-20029	"Y" Adapter Cable—DICKEY-john (CAT 65/75)
45-20030	"Y" Adapter Cable—DICKEY-john (Ford/White)
45-20031	"Y" Adapter Cable—DICKEY-john (Ford Genesis)
45-20040	Radar Adapter Cable (Magnavox), 12 Inches (0.3m)
45-20041	Radar Adapter Cable (Magnavox), 15 Feet (4.6m)
45-20042	Radar Adapter Cable (DICKEY-john), 12 Inches (0.3m)
45-20043	Radar Adapter Cable (Raven), 12 Inches (0.3m)
45-20044	Adapter Cable (Micro-Trak/Trak Star), 15 Feet (4.6m)
45-20032	Convenience Power Cable for John Deere, 6 Feet (1.8m)
45-20033	Convenience Power Cable for Case/IH, 6 Feet (1.8m)



TeeJet 854/844E System Guide

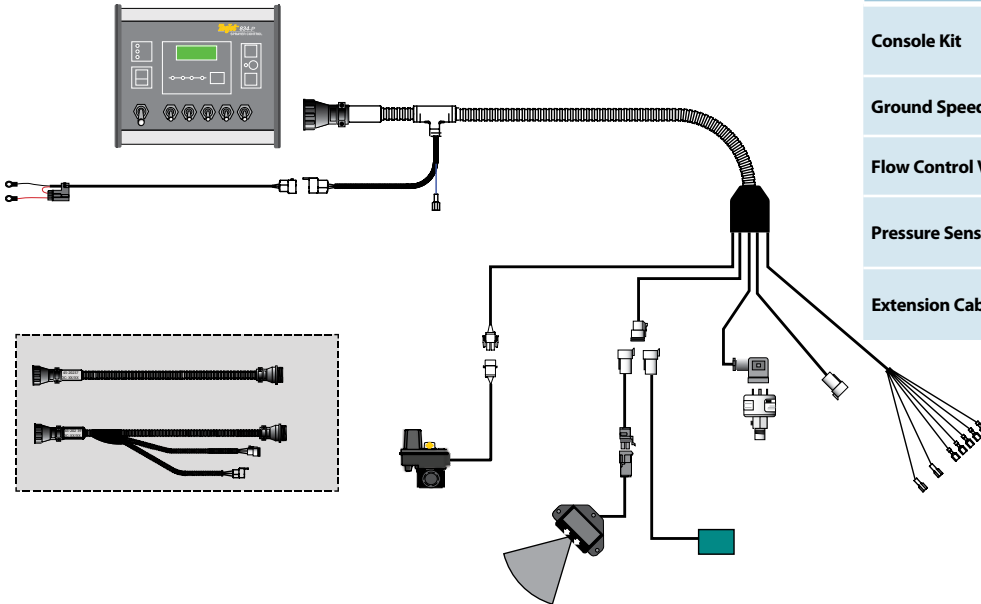


854/844E Series System Checklist

	PART NUMBER	DESCRIPTION
Core Kit	90-02108	854 Controller 5-Switch Core Kit
	90-02251	844E-5 Controller Core Kit
Ground Speed Sensor and/or Cable (See Page 164)	16-40004	Proximity Speed Sensor
Flow Meter (See Pages 162-163)	90-50230	801-PP Flow Meter, Hose Barbs with 1" Hose Barbs, 2.5-60 GPM (9-230 l/min)
Flow Control/Regulating Valve (See Page 167)	35-02099	Regulating Ball Valve, 1" NPT
Pressure Sensor (See Page 164)	16-40001	Pressure Transducer 0-145 PSI (0-10 bar)
Extension Cables (See Page 129)	45-20239	10' (3 m) Extension Cable



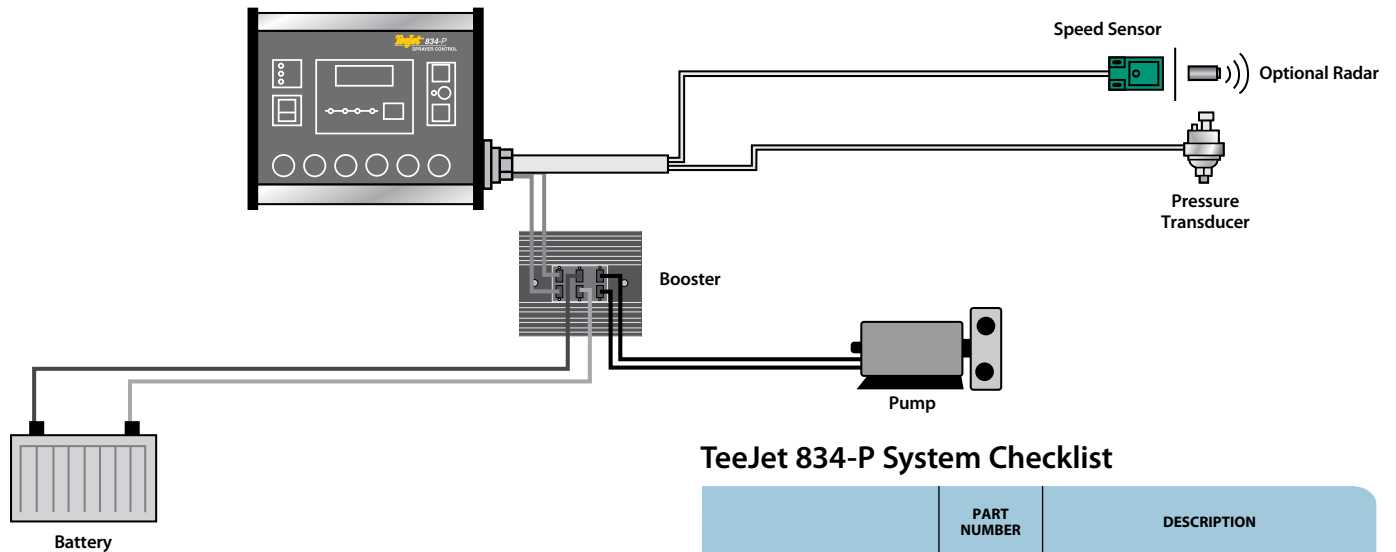
TeeJet 834 System Guide



TeeJet 834 System Checklist

	PART NUMBER	DESCRIPTION
Console Kit	90-50014 90-50015	US 834 Core Kit Metric 834 Core Kit
Ground Speed Sensor	16-40004	Proximity Speed Sensor
Flow Control Valve	35-02099	6-Second Regulating Valve
Pressure Sensor	16-40001	145 PSI/10 bar Pressure Sensor – ¼" NPT
Extension Cables	45-20237	9' (2,7 m) Main Extension Cable

TeeJet 834-P System Diagram



TeeJet 834-P System Checklist

	PART NUMBER	DESCRIPTION
834-P Kit	90-50225	Complete 834-P Kit
Console	75-50048	834-P Console
Ground Speed Sensor (included in 90-50225 kit)	16-40004	Proximity Speed Sensor
Pressure Sensor (included in 90-50225 kit)	16-40001	Pressure Sensor, 145 PSI/10 bar, ¼" NPT
Booster Module (included in 90-50225 kit)	78-08012	Booster Module, 25 AMP
Cable Set (included in 90-50225 kit)	90-02109	Cables to Connect Console, Sensors, Battery and Booster